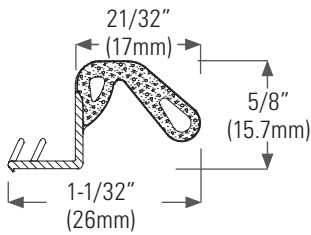


WEATHERSEALING (KERF-INSERTED)

TESTED TO NAFS

DS421 Kerf Inserted "Foam-Tight" Jamb Weatherseal



DS421BL

Black. Lengths: 37", 82", 85", 97"
Full coil: 500 ft. (152m) or custom size coil up to 500 ft.

DS421B

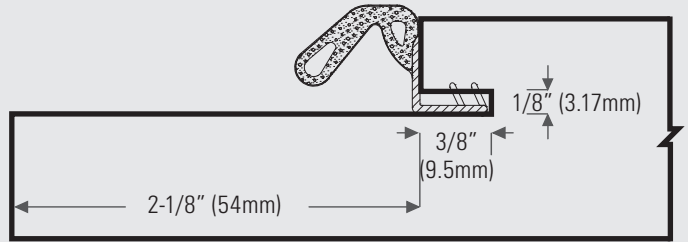
Brown. Lengths: 37", 82", 85", 97"
Full coil: 500 ft. (152m) or custom size coil up to 500 ft.

DS421W

White. Lengths: 37", 82", 85", 97"
Full coil: 500 ft. (152m) or custom size coil up to 500 ft.

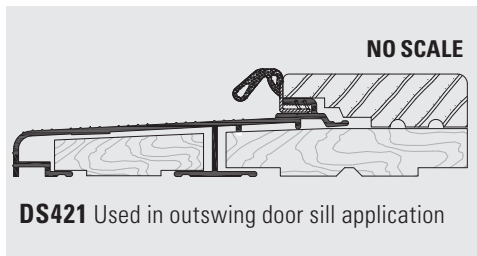
Multifunctional Use

DS421 Used in typical 2-1/8" (54mm) rabbeted / kerfed door jamb

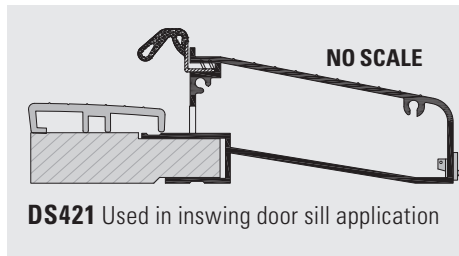


37" = 940mm | 82" = 2083mm | 85" = 2159mm

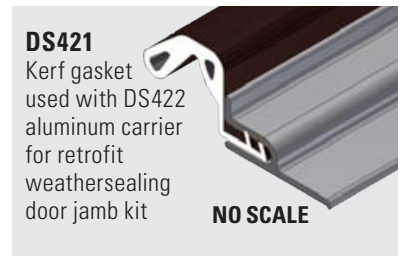
97" = 2464mm | 500 ft = 152m



DS421 Used in outswing door sill application



DS421 Used in inswing door sill application



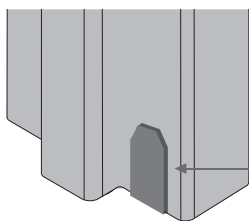
DS421

Kerf gasket used with DS422 aluminum carrier for retrofit weathersealing door jamb kit

NO SCALE

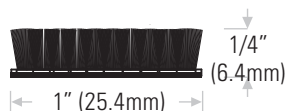
- Seamless, elastomeric skin provides easy breakaway, long-life integrity, & eliminates water penetration
- Available in .650 reach (21/32" [17mm]) for 3/8" (9.5mm) weatherseal gap.
- Dual-locking flexible barbs insert easily, hold securely without slipping, & can be removed & reinserted without damage
- Closed cell foam profile resists water absorption, eliminates wicking & has no air pockets
- Operating forces remain constant over a wide compression range helping doors exceed all industry requirements
- Independent tests have shown "Foam-Tight" performs like new under all temperature conditions
- Standard cut lengths are 81" & 36" (2057mm & 914mm). Custom cut lengths available: 85" (2159mm), 97" (2464mm) all sizes in stock.
- Designed for standard 1/8" x 3/8" kerfs, & 2 1/8" jamb (3.2mm x 9.5mm x 54mm)
- Choice of colours: brown, black, white (some sizes & colours may not be stocked)

The Pile Pad

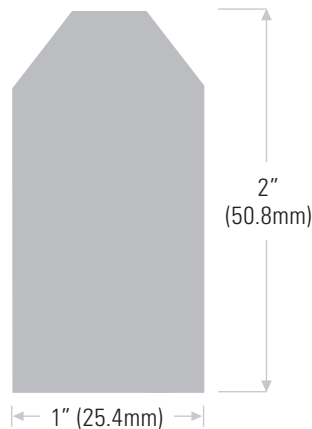


DS672

Apply to corner of jamb on hinge side to seal against air & light infiltration. May also be used on latch side.

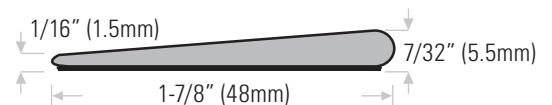


DS672W Corner seal pad, white pile, adhesive-backed
DS672BL Corner seal pad, black pile, adhesive-backed



The Wedge Pad

Wedge shaped (EPDM) adhesive-backed. Will not wick water. Apply to corner of jamb on hinge side to seal against air & light infiltration. May also be used on latch side.



DS2626BL Black
DS2626W White